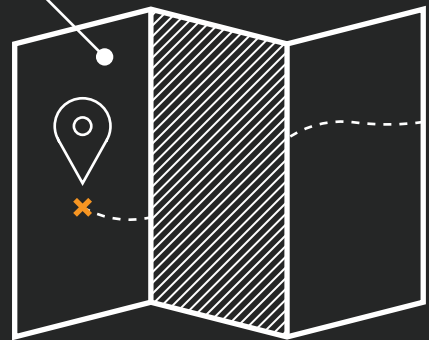


Journey Planning

- Appropriate profile
- Routes and alternative
- Safe havens
- Vulnerable points
- Mapping
- Convoy order
- Communications
- Recovery equipment
- Security briefs



Daily Vehicle Check

Petrol/Gas


Oil

Water (coolant, wiper wash, to drink)

Damage (doors lock, seat belts work)

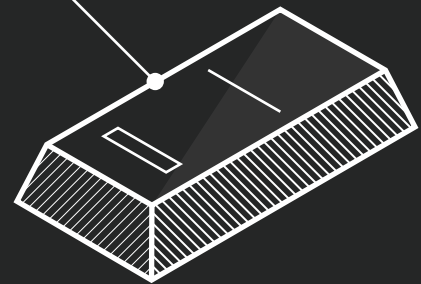
Electrics

Rubber, tyres are serviceable, wind screen
wiper blades



Golden Rules

- Always keep your doors locked
- Always wear your seat belts
- Keep your windows closed when not moving
- Maintain the vehicle gap “ tyres and tarmac ”
- Keep valuables out of sight
- When unsure if an incident is a carjacking ruse, drive to a safe haven and call for assistance or reassess



Vehicle Search

Five main areas (Be methodical)

- Surrounding area and outside of vehicle
- Underneath the vehicle
- Inside the vehicle
- Engine compartment
- Boot / Luggage compartment

If any doubt...STOP! Do not touch or attempt to start or move the vehicle

